

## Table of Contents

Words of Wisdom ..... 1  
 Meeting Venue..... 1  
 OOTB Program Lineup 2019 ..... 1  
 Playdates ..... 1  
 Pat Hertzberg Workshop..... 2  
 OOTB needs some help!..... 2  
 Social Media Support Required..... 2  
 Inspirational QUOTES Illustrated: ..... 3  
 OOTB Website Focus..... 3  
 Cowl Felting Playdate ..... 4  
 The Mix of Six..... 4  
 The John Willard Fibre Arts Residency ..... 4  
 Planning Committee ..... 4

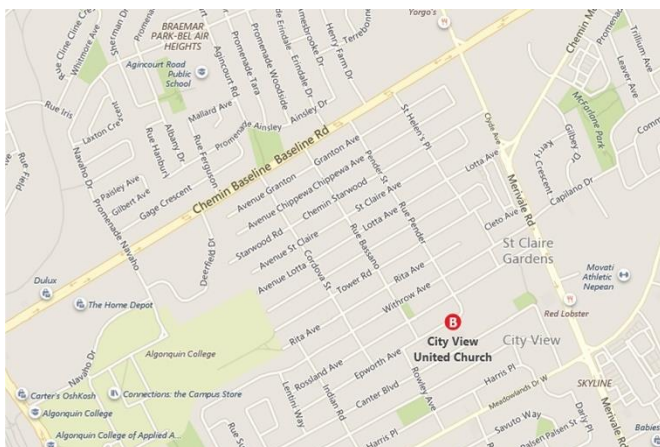
## Words of Wisdom

Whatever you can do or dream you can, begin it. Boldness has genius, power, and magic in it” – (Goethe).

## Meeting Venue

Please note our new location for monthly meetings. It is at City View United Church, 6 Epworth Ave, Nepean ON K2G 2L5, between Baseline, Clyde/Merivale, and Meadowlands.

**Please bring shoes or slippers to wear so that we don't track snow into the meeting hall.**



## OOTB Program Lineup 2019

**February 18, Meeting:** Fibre Fling instructions.

**March 18, Meeting:** Pat Hardie and Connie ten Bruggenkate will tell us a bit about how to do Snow Dyeing accompanied by some slides of the process and examples of final results.

**March 25, Playdate:** MaryAnne Toonders, Basic Hand Embroidery

**April 5-6, Show:** Fibre Fling 19 at Kitchissippi United Church

**April 15, Meeting:** Francis Taylor will treat us to a talk and trunk show of her Wearable Art.

**May 3-4, Workshop:** Pat Herzberg Thread Web Workshop

**May 20, Meeting:** Ontario artist Bridget O’Flaherty will give a talk and trunk show entitled “My Journey as an Artist”.

**May 27, Playdate:** Edwina Sutherland, doll making. <http://edwinasutherland.blogspot.com>

**June 17, Meeting:** Artist, Bethany Garner, will give a talk and trunk show entitled “My Journey to Art Quilts”.

**June 22 – July 6, Show:** “Summer Fibrations” at the Mississippi Valley Textile Museum

**June 24, Playdate:** Francis Taylor, **Free Form Crocheting.**

## Playdates

Three playdates are planned for each session at a cost of \$10 per playdate or \$25 when you register for a full session. Registration is now open, you can register at a meeting or by contacting Lynn Keeler [anottawagirl@yahoo.ca](mailto:anottawagirl@yahoo.ca).

Playdate Session 2. (Registration is open)

Monday March 25/19 Mary-Anne Toonders, Basic Hand Embroidery



No previous experience is required. Experienced embroidery stitchers are most welcome to spend the day stitching, share their tips and assisting new stitchers if needed.

Monday May 27/19 Edwina Sutherland, Doll Making.



See more examples at:  
<http://edwinasutherland.blogspot.com>

Monday, June 24/19. Francis Taylor, Free Form Crocheting.



Free Form Crochet roots are from the traditional Irish crochet. Prudence Mapstone is the undisputed queen of free-form crochet and is very active on Facebook and frequently teaches on cruise ships. She also does free-form knitting. Free-form crochet is different from regular crochet because you don't use a pattern when "free-forming". Basically, you

make small "motifs" or pieces of crochet, which are then joined either by sewing or crocheting them together.


Participants should know how to do the basic crochet stitches and be able to judge how to keep the work flat. Attached is a website that provides very useful downloadable pdf files on how to do free-form crochet by Sylvia Cosh and James Walters: <http://www.crochet.nu/scjwc/workshops/index.html> -- they call it "scrumbling". Those interested might want to start experimenting, Frances recommends using a size 5 crochet hook.

### Pat Hertzberg Workshop

Sign up for the two day Thread-Web Workshop presented by Pat Hertzberg  
Friday May 3 and Saturday May 4, 2019,  
9:00am to 5:00 pm  
Kitchissippi United Church  
Fee: \$175  
To Register Contact: [Cheryl.brooks50@yahoo.ca](mailto:Cheryl.brooks50@yahoo.ca)  
Supply Fee to be paid to Pat Hertzberg directly: \$20

Description of the Workshop: 'In her two-day workshop, Pat shares her unique 'thread-web' process, and provides all the instruction necessary for us to create our own 'thread-web' pieces.

An inspiring teacher, Pat will walk us through the step-by-step process with helpful guidance on colour, texture and design. She will share her expert knowledge of water-soluble stabilizers, explaining the do's and don'ts, as well as many novel ways we can use these products and this process in our textile art.



### OOTB needs some help!

Please consider the following opportunities.

We are looking for a **co-librarian** to work with Rita Rottman in the librarian duties for the OOTB. Please talk to Rita for details.

We are looking for a **co-chair** to replace Nancy Garrard who is retiring from this job in the summer. Talk to Nancy or Sharon about this position.

Are you an **archivist** or knowledgeable about what information an organization like OOTB ought to keep? We have some old documents, publicity materials etc. from the early days and would like someone (somebodies) to review them and make recommendations. We would probably store them on the website or perhaps in another way. Talk to Nancy or Sharon. Thanks, OOTB members.

### Social Media Support Required

We are in need of a temporary backup to post on the OOTB Facebook page as we lead up to and during Fibre Fling, as our current "poster" may not be available during the critical posting time. Contact Anne Warburton ([annearburton@hotmail.com](mailto:annearburton@hotmail.com)) if you can help. This includes sharing the event page to other Facebook


groups and to pages that promote events, posting some photos of the works that will be at Fibre Fling.

We also require a similar person but on a long term basis to look after our Instagram account. Contact Lorraine Lacroix ([Lorraine.lacroix613@gmail.com](mailto:Lorraine.lacroix613@gmail.com))

## Inspirational QUOTES Illustrated:

### ART and WORDS to MOTIVATE

by Lesley Riley, North Light Books  
Book Review by Sharon Johnson



With an amazing collection of 130 quotes combined with fascinating artworks that illustrate the texts, this book delights and intrigues. In typical fashion, I started flipping from the back of the book forward – and soon got stuck. Between pithy sayings and beautifully rendered works, I was waylaid by copying first one and then

another gem. It took way too long to reach the front inside cover and there learn about the author's book-birthing story.

"Whatever you can do or dream you can, begin it. Boldness has genius, power, and magic in it" – (Goethe). Only after I had stopped to note this instruction to begin boldly (as immediately applied to writing this review and then other projects I'm dreaming about) did I discover that this very same quote was the one that inspired Lesley Riley's call to her art-making collaborators. Her book is magic - the result of that community effort united with a small selection from Lesley's vast collection of quotes, gathered over more than fifty years.

Here's some of the page stoppers that snagged my attention - *To dream of the person you would like to be is to waste the person you are.* (Sholem Asch); to partner that wisdom with - *It doesn't happen all at once. You become. It takes a long time* (Margery Williams) - is to face the challenge of one's present self living into a mysterious becoming. The person I am, the one I'm becoming, and the act of creation is nuanced by - *Like any art, the creation of self is both natural and seemingly impossible. It requires training as well as magic* (Holly Near). Then, I spiral around another loop with *Our task is to say a holy yes to the real things of our life as they exist – the real truth of who we are* (Natalie Goldberg). The last loop is Kierkegaard's – *To be that self which one truly is.* You can see why I made slow progress. Any one quote suddenly resonates with others and occasions pause for reflection.

And to be honest, I don't quite know what to make of this last quote: *She had a curious love of green, which in individuals is always a sign of a subtle artistic temperament* (Oscar Wilde). My puzzlement derives from the fact that I am already working on a series of green artworks based on *viriditas*: the greening of the soul, from the groundbreaking work of Hildegard of Bingen, the multi-talented 12<sup>th</sup> century mystic. Is the recent discovery of this quote – toward the front of the book – meant to encourage me on my art-making way? I wonder...

As may be imagined from my little story here, Lesley Riley's book comes with a strong recommendation. No doubt other readers will scribe their own pile of index card quotes.

## OOTB Website Focus

### on Fibre Links - Tools/Accessories

Fibre artists are no different than anyone else, we love our tools and gadgets. I recently learned about a couple of tools at the wet felting cowl playdate with Janet Tulloch that I had not previously encountered. These were a felting stone and a water bulb for sprinkling soapy water. I did not rush out to find these tools but they me to think about the many other types available for our art medium.

There is a huge variety of items that we can use or adapt as our tools so I'm sticking to just the basics this month – needles and scissors. There are hand and machine needles, felting needles, knitting needles along with guides that detail how and when to use them.

The Colonial Needle Company website has a four-page online inventory listing of all the hand-held needles it carries for hand embroidery, sewing and crafting. I have quite a few of these myself, but I was still surprised.

Wawak Sewing has a jpg showing sewing machine needles that show variations in the points, the eyes and the fabric to use with each. I've included a video from Threads Magazine that walks you through sewing machine needle anatomy and how to read the needle packaging. Also highlighted is various machine needle types and their uses.

The Hawthorne Handmade website has a guide to felting needles that explains types, gauges, barbs and what to do with them. A Star Magnolia blog page called the 'Ultimate Guide to Felting Needles' has a lot more detailed information.

There are other types of needles, but I'll leave them for another time.

We all have fabrics that we want to cut up, rearrange and put back together in a different format, so let's look at cutting tools – scissors and rotary cutters. Moda Fabrics blog has an excellent guidebook/glossary about cutting tools, with some history, types of scissors, cutters and blades, safety and care of the tools.

The links for these pages can be found on the OOTB Resource page - <http://www.out-of-the-box.org/resources.html>

MaryAnne

### **Cowl Felting Playdate**



On January 28, 2019 eleven members enjoyed a day of learning, creating and sharing at the Cowl felting play date lead by Janet Tulloch. We were taught the process of felting using hot water and soap. Janet was well prepared, and her clear instructions resulted in some beautiful and amazing variety of colours and design cowls. Getting to know new members

and sharing our expertise was a beneficial bonus.

Working together. Lynn Keeler.

### **The Mix of Six**

"The Mix of the Six" exhibition is now on at Streve Design Studio, 64 Gore St. East in Perth, [stredesign@gmail.com](mailto:stredesign@gmail.com). The Six participants are: Wendo van Essen, Karen Samanski, Rita Rottman, Garrie Bea Joyce, Nancy Garrard, and Meredith Filshie. The show is on until the end of March. On March 3 from 2-4 pm. several of The Six will be at the Gallery to talk about their creative journeys and to demonstrate work in progress. Please rsvp to the Studio if you plan to attend that day as there are space limitations.

### **The John Willard Fibre Arts Residency**

Please consider the Call for Submissions for **The John Willard Fibre Arts Residency**  
[https://artgalleryofburlington.com/wp-content/uploads/2019/02/Willard\\_Residency.pdf](https://artgalleryofburlington.com/wp-content/uploads/2019/02/Willard_Residency.pdf)

which celebrates the remarkable life and art of John Willard. The program continues the legacy of his career as a fibre artist and teacher. The Residency Fund enables artists access to the AGB textile studios including, Rug Hooking, Handweaving and Spinning, and the Fibre Arts, to develop a new body of work for a solo exhibition the following year in the RBC Gallery at the Art Gallery of Burlington (AGB).

This residency is for professional artists (including recent graduates) in Fibre Arts. The successful candidate must be a self-motivated individual able to work in a communal environment (shared studios). Applications are due by Friday March 8, 2019 and can be send to me at [suzanne@agb.life](mailto:suzanne@agb.life).

Please share widely with your membership

### **Planning Committee**

PC Convenor	Sharon Johnson & Nancy Garrard
Education	Lynn Keeler, Nancy Scott, Cheryl Brooks, Kathy Lajeunesse, Luigina Baratto
Secretary	Nancy Leigh-Smith
Membership	Val Rochester
Treasurer	Marilyn White
Web-coordinator	MaryAnne Toonders
Newsletter	Helen Gordon
Library	Rita Rottman
Publicity/Marketing	Lorraine Lacroix
Exhibitions/Shows	Connie ten Bruggenkate, Debbie Boyd-Chisholm, Sheree Bradford-Lea
Contacts: <a href="mailto:co-chair@out-of-the-box.org">co-chair@out-of-the-box.org</a>	