

Table of Contents

<i>Words of Wisdom</i>	1
<i>Program Lineup 2024- 2025</i>	1
<i>From the Co-Chairs</i>	1
<i>Online Meeting - November 18, 2024</i>	1
<i>Needle Felting Playdate</i>	2
<i>January 2025 Playdate</i>	2
<i>Member exhibitions</i>	2
Caroline Forcier-Holloway	2
Katharine Fletcher.....	2
<i>Stash-Busting Funds to Support Homeless Women</i>	2
<i>Denise Labadie Workshop</i>	3
<i>Schweinfurth Art Center</i>	4
<i>Art Gallery of Ontario</i>	5
<i>Planning Committee</i>	5


Words of Wisdom


“Drawing is not what you see but what you must make others see.” Edgar Degas


Program Lineup 2024- 2025

- **November 18:** Zoom Meeting with Joanna Dermenjian – *Presentation on Canadian Wartime Quilts*
- **December 16:** No Meeting
- **January 20:** Zoom Meeting with Robin Whitford – *How to Run a Business*
- **January 20:** Playdate with Lynne Cullen – *Introduction to Creating Altered Books (Techniques)*
- **February 17:** Zoom Meeting – *Share a Tip for Making Art Easier* (techniques, supplies, or design tips) and *Editing Your Art Photos*
- **March 19:** Meeting – *Piece by Piece and Banner Projects Due, Fibre Fling Review, and Presentation on Photographing Artwork Using Everyday Lighting and Props*
- **March Workshop** (tentative March 4) – Robin Whitford: *Intro to Oxford Punch Needle*
- **April 21:** Meeting – *Fibre Fling Review*
- **May 19:** Meeting – *New Challenge to Be Started During the Meeting*

From the Co-Chairs

 **Upcoming Meetings: Photography & Editing for Your Art!** For the February and March meetings, we’ll dive into *taking and editing photos of our artwork*. These skills are invaluable, whether you’re submitting pieces for shows, enhancing your social media presence, or even creating your own greeting cards. Bring your art, and let’s make it shine!

 **Amazing Brown Bag Creations!** The creativity you all brought to the Brown Bag challenge was fantastic! If you haven’t finished your piece, feel free to bring it in once it’s complete—we’d love to see it and celebrate your work.

 **Fall Fling Success!** A huge thank you to everyone who participated and helped with the Fall Fling! It was a wonderful event, and we appreciate all your efforts. Cheques will be available in the next few weeks. Looking forward to seeing everyone soon!
Wendo and Sandy

Banner Update:

We’re excited to announce that we’ve finalized the word distribution for the banner design! Please use a light-weight canvas with a side length between 3 and 16 inches—no black backgrounds, glitter, or loose parts. Once you have selected the exact size for your banner, kindly let us know so we can proceed with the next steps. For any questions or to confirm your canvas size, please to reach out to Sandy.

Online Meeting - November 18, 2024

Quilting As To War

Zoom presentation by Joanna Dermenjian

Joanna Dermenjian will present slides on the extensive wartime efforts of Canadian women and children—mostly forgotten now—to make and send quilts during World War II. The staggering numbers of quilts and other ‘comforts’ (millions of items) were sent to troops and needy civilians in Britain and Europe during the devastation and aftermath of that war.

Joanna’s important historical research is contributing much detail to set the neglected record straight. Canada’s amnesia about the sacrificial war efforts of countless women and their communities across our country is slowly seeping back into collective memory—thanks to the dedicated research of Joanna and a few others.

This presentation will be of special interest to OOTB members because Joanna interviewed Phyllis Vanhorne, a centenarian then living in Gananoque, who was likely the only Canadian wartime quilter still alive. Phyllis was the mother of OOTB member Olly Chuchryk.

More fulsome interview details of the intriguing wartime story of the Gananoque Winona quilt are featured in Haptic and Hue’s podcast, series 3, episode #26 [here](#) is entitled Canada’s Forgotten Quilts: Remembering Women’s Wartime Work.

Joanna's website [here](#) offers more on "investigating the role of textiles and stitching in women's lives".

Needle Felting Playdate

Our December 2nd playdate with Wendo is now full. Waiting list requests to Patricia palderson2015@gmail.com

January 2025 Playdate

Join Lynne Cullen as she provides an **Introduction to Altered Books**. Hands-on techniques including embossing, using texture paste, stencilling, stamping and painting will be demonstrated and available for you to try. You'll also learn how to make inserts and tags for your book. Come spend a day exploring a new medium!



January 20, 2025

Ottawa Public Library Emerald Plaza Branch
10-4 p.m.

Register via Patricia: palderson2015@gmail.com
\$25 payable by e-transfer to financial.OOTB@gmail.com

Small supply fee applicable - more details to follow.

Member exhibitions

Caroline Forcier-Holloway has a solo fibre art exhibit coming up, titled *Traces* at MIFO galerie, 6600 Carrière Street in Orléans.

The vernissage is December 4 from 6 pm to 7:30 pm. The show runs from December 4 to January, with a break starting at Christmas and until December 30th. <https://mifo.ca/expositions/caroline-forcier-holloway/>

The *Traces* exhibition is a fibre art exploration of evidence left by the presence of a person or thing, a tribute to the past.

Going in search of our roots and our traces can lead to surprising and unforgettable discoveries. According to the tradition of the artist's grandmother and mother, no piece of fabric should be left unused. Reclaimed clothing, objects patinated by natural processes and organic fibres feature in her creations in the form of transformed hand-woven objects, felted sculptures and conceptual installations. The notion of traces is also found in her

creations inspired by nature. A curiosity for life beneath the forest floor led the artist to become interested in fossils and the root system of a tree; it anchors the earth and interconnects with organisms. The artist shapes works inspired by microscopic traces enlarged into sculpted organic forms that resemble the underground activity of worms and holes created by roots.

Katharine Fletcher is participating in four shows -- despite her absence while she travels Down Under!

OOTB -- One artwork of Katharine's is in our Stittsville Library show. Entitled "Memory Lane" it's a collage featuring photos of Firwood, where she lived (in the servants' quarters!) with her family. The owners of Firwood had renovated this part of the mansion, and rented it to professors at Manchester University. Katharine's art features old lace owned by her late Mother, lichen, twigs, and four Indian mirrors from Rajasthan.

Ottawa Mixed Media Artists (OMMA): Katharine is one of several OMMA members participating in their annual SMALL WONDERS art show at [Good Eats Café, 207 Bell Street](#), Ottawa, Ontario Dec 2, 2024 to Jan 13, 2025.

[Café 349](#) at 349 rue Main in Shawville is morphing into a gallery, where several artists are showing their work on an ongoing basis. Katharine just responded to the Café's call for art from local artists. The Café is a delightful spot to enjoy a delicious home-made lunch, with freshly roasted coffee.

100 Mile Arts Network, an Outaouais, West-Quebec arts organization which has just announced its very first gallery and workshop space. Located on the second floor at 721 ch. Riverside #205, Wakefield, Q, their opening show continues on the weekend of November Nov 15-17, where on Saturdays and Sundays it's open from 12:00 - 4:00.

Katharine wishes all her artsy friends and visitors a very happy holiday season. She looks forward to seeing everyone in the New Year!

Stash-Busting Funds to Support Homeless Women

By Sharon Dawn Johnson

The stash-busting funds raised from this sale-by-donation of Merino rovings, hand-dyed mohair locks and braids, and other yummy yarns will go to Cornerstone, a local charity serving homeless women. It provides housing, emergency shelter, and other related support

services for increasing numbers of women. Visit Cornerstone's website for more details [here](#).

Though women's homelessness is often invisible, they account for 27% of the overall homeless population – a staggering number. Please support these stash-busting efforts to raise money for the growing numbers of women in need.

To view and purchase-by-donation the gorgeous fibres and yarns seeking new homes, contact Sharon Johnson: sharondjohnson@me.com.

Photos below show samplings of what's available.



Merino rovings



Assorted yarns



More assorted yarns



packages of colour-coordinated merino rovings



Merino rovings



Unbagged selection showing hand-dyed colours



Selection of some hand-dyed braids and rovings



Small selection from many more bags of hand-dyed mohair locks

Denise Labadie Workshop

Jayni Bloch is organizing a five-day workshop with **Denise Labadie** and needs to know if you are interested.

Denise is known for her contemporary art quilt portraits of megalithic Celtic "stones" and monoliths, and more recent (though still centuries old) monastic ruins. Her quilts feature her hand-painted fabric along with the assertive use of texture, color, perspective, and overall dimensionality. The many techniques she uses in her quilting are the focus of her Art Quilt Design Intensive workshop.

Denise's sewing and quilting experience and knowledge – art quilting as well as traditional patchwork – is both deep and wide-ranging. Her workshop focusses ranges from quilt design (including working with photographs) to fabric painting to the comparative strengths, benefits, effects, and use – basically, the "what, when, why, and how" – of multiple key compositional and texturing construction techniques, including raw edge appliqué, turned edge appliqué, reverse appliqué, inseting, free-form strip piecing, couching, and quilt finishing.

Denise's workshops are very hands-on and are strongly focused on helping develop individual student confidence and technique-related experiential exploration and learning. She does not use templates or "copy me" patterns – her objective is to instead teach re-useable and replicable techniques and "lessons learned" skills that students can both personalize and confidently use and expand on once away from the classroom.

Denise's workshops are also not about stones, or landscapes *per se* (though she's more than happy to teach her stone techniques in detail, as may be requested) but rather about generally applicable fabric painting and construction techniques capable of (sometimes dramatically) improving overall quilt composition, color and texture, dimensionality, and craftsmanship, regardless of quilt theme or focus. Denise's classes are also fun.

Skills prerequisites: Basic sewing and sewing machine skills.

The five -day schedule will look like this:

Day 1 and 2: Fabric Painting. Exploring sun-reactive transparent color paints to create uniquely textured and individualized fabric. Layer-by-layer differential paint absorption, diffusion, blending, and/or mottling. Resulting fabrics can be remarkable.

Day 3 and 4: Construction Techniques.

Day 3: Reverse appliqué turned edge appliqué, raw edge appliqué, and inseting.

Day 4: Free-form strip piecing, couching, "thread shadowing", and quilt finishing.

Day 5: Individual Exploration and Coaching

Provided by Denise for an extra US\$45:

Setacolor transparent (sun-reactive) paints

Plastic bottles, plastic sheeting, brushes, etc

To Be Brought by Each Student:

5+ yards (or meters) of a variety of white (plain, smooth, perhaps some textured) fabric, cut into "fat quarters" or so (¼ yard or meter). Denise variably uses very high-quality white cotton Kona, Pima, and Sateen fabrics (she buys them from Robert Kauffman); white cotton-linen blends (again, from Robert Kauffman); and white silk organza (from Dharma). Other fabrics, of course, are also welcome.

Several bristle and foam paint brushes plus anything having interesting textures that can be used to apply paint, e.g., sea or dish sponges – a couple sizes – with lots of holes, etc.

Foam core (or the like) boards (for moving the above sized wet fabric) – 2x

Small plastic containers (for mixing paint) with lids – 8 or so (e.g., small Glad or ZipLock containers)

Spray bottle (for water)

Permanent medium-tipped black marker

Clothespins

Clear (washable) school glue

White baking flour, stirrer, and small container / bowl

Salt crystals (different sizes)

Sand

Weeds, rocks, feathers, etc. (i.e., things to lay over the paint for texture)

Container for water

Color wheel

Timing: Denise is running a workshop in Albany, NY in **October** 13 through 17, 2025 and would like to piggybank with us the week before or after that week.

Workshop fee: Between CA\$500 and CA\$700. All depending on how many participants and Denise's workshop fee, travel and venue expenses we must cover. We will know closer to the time.

Jayni needs you to send her **your name and email** to secure your spot in this workshop

Schweinfurth Art Center



The Schweinfurth is hosting four Trunk Shows during our annual Quilts=Art=Quilts exhibition that can intensify your experience of viewing beautiful art quilts. At these talks, quilt artists display their works and talk about their inspiration and processes. The Trunk Shows are at 2 pm on Sundays and are free with \$10 admission.

Pacita Abad exhibition at the Art Gallery of Ontario until January 19, 2025

Annual art quilt show opens this Saturday!!

This year, jurors Dorothy Caldwell and Michael James selected 70 quilts from 53 artists from around the world. Twelve of the accepted artists are from outside the US: 5 from Canada, 2 from Australia, and 1 each from Brazil, Germany, Hungary, Kuwait, and Switzerland.

The exhibit opens at 3 pm Saturday, Nov. 2, with an Artist's Talk by exhibit juror Dorothy Caldwell, followed by a reception from 4 to 6 pm. On Sunday, Nov. 3, Executive Director Donna Lamb will lead a tour of the exhibit at 1 pm, inviting participating artists to speak about their works.

The art center is also offering four Trunk Shows, where quilt artists display their work and talk about their inspirations and processes. All trunk shows are held at 2 p.m. on Sundays and are free with admission.

Nov. 10: Christine Wickert, quilt artist

Nov. 24: Jean McCreary, quilt artist

Dec. 1: Sharon Bottle Souva, quilt artist

Dec. 8: Pat Pauly, exhibiting artist

[Quilts=Art=Quilts 2024 - Schweinfurth Memorial Art Center](#)

Art Gallery of Ontario

If you are to be in Toronto, you might enjoy this exhibition. A friend went and thought it was wonderful. I hope to see it in November.

Here is some text from the Gallery about the show.

"The exuberant and wide-ranging works of the late Philippine-born artist Pacita Abad make their Canadian debut as part of her first retrospective. This acclaimed exhibition includes more than 100 artworks showcasing Abad's experiments in different mediums: textiles, works on paper, paintings, prints, and a range of archival material and studio ephemera. Much of Abad's work is defined by her engagement in social justice and her exploration of materials. She is best known for her large-scale hanging trapuntos, a form of quilted painting made of stitched and stuffed canvas."

Meredith

Planning Committee

PC Convenor	Wendo Van Essen, Sandy Goldsmith
Education	Patrica Alderson (playdates)
Secretary	Cheryl Ford
Membership	Andrée Faubert
Treasurer	Marilyn White
Web-coordinator	MaryAnne Toonders
Newsletter	Helen Gordon
Facebook/Instagram	Cathy Haley haley.cathy@gmail.com
Library	Nancy Scott & Carol Reid
Publicity/Marketing	
Exhibitions/Shows	Connie ten Bruggenkate, Andree Faubert, Wendy Chaytor, Madeleine Rousseau, Sally Rutherford, Wendo Van Essen, Sandy Goldsmith
Contacts: co-chair@out-of-the-box.org	